

Vaccine Purchasing Act

VPA Reporting System

Date: 4/23/2026

Presented by: DOH and OSI



Agenda

- ▶ Introduction
- ▶ Department of Health Overview
- ▶ Office of Superintendent of Insurance Overview
- ▶ Vaccine Purchasing Act Overview
 - ▶ What is the VPA
 - ▶ Why the VPA Matters
 - ▶ Key Components of VPA
- ▶ VPA Reporting System Demonstration

Department of Health Overview

- ▶ New Mexico is a Universal Vaccine Purchase State, ensuring vaccine access is available for all children in the state.
 - ▶ Medicaid-eligible
 - ▶ Uninsured
 - ▶ American Indian or Alaskan Native
 - ▶ Underinsured (i.e., their health insurance does not cover vaccination)
 - ▶ Insured

Department of Health Overview

- ▶ The importance of vaccine access matters as with the funding available under the Vaccines for Children Program and Vaccine Purchase Act, children in New Mexico are protected from vaccine preventable diseases as listed on the immunization schedule
- ▶ All vaccines listed are purchased for distribution to providers
- ▶ No cost to families

Vaccines and Other Immunizing Agents in the Child and Adolescent Immunization Schedule*

Monoclonal antibody	Abbreviation(s)	Trade name(s)
Respiratory syncytial virus monoclonal antibody	RSV-mAb	Beyfortus Enflonsia
Vaccine	Abbreviation(s)	Trade name(s)
COVID-19 vaccine	1vCOV-mRNA	Comirnaty mNexspike Spikevax
	1vCOV-aPS	Nuvaxovid
Dengue vaccine	DEN4CYD	Dengvaxia
Diphtheria, tetanus, and acellular pertussis vaccine	DTaP	Daptacel Infanrix
<i>Haemophilus influenzae</i> type b vaccine	Hib (PRP-T)	ActHIB Hiberix
	Hib (PRP-OMP)	PedvaxHIB
Hepatitis A vaccine	HepA	Havrix Vaqta
Hepatitis B vaccine	HepB	Engerix-B Recombinax HB
Human papillomavirus vaccine	HPV	Gardasil 9
Influenza vaccine (inactivated: egg-based)	IIV3	Multiple
Influenza vaccine (inactivated: cell-culture)	ccIIV3	Flucelvax
Influenza vaccine (recombinant)	RIV3	Flublok
Influenza vaccine (live, attenuated)	LAIV3	FluMist
Measles, mumps, and rubella vaccine	MMR	M-M-R II Priorix
Meningococcal serogroups A, C, W, Y vaccine	MenACWY-CRM MenACWY-TT	Menveo MenQuadfi
Meningococcal serogroup B vaccine	MenB-4C MenB-FHbp	Bexsero Trumenba
Meningococcal serogroup A, B, C, W, Y vaccine	MenACWY-TT/MenB-FHbp MenACWY-CRM/MenB-4C	Penbraya Penmenvay
Mpox vaccine	Mpox	Jynneos
Pneumococcal conjugate vaccine	PCV15 PCV20	Vaxneuvance Prevnar 20
Pneumococcal polysaccharide vaccine	PPSV23	Pneumovax 23
Poliovirus vaccine (inactivated)	IPV	Ipol
Respiratory syncytial virus vaccine	RSV	Abrysvo
Rotavirus vaccine	RV1 RV5	Rotarix RotaTeq
Tetanus, diphtheria, and acellular pertussis vaccine	Tdap	Adacel Boostrix
Tetanus and diphtheria vaccine	Td	Tenivac Tdvax
Varicella vaccine	VAR	Varivax
Combination vaccines (use combination vaccines instead of separate injections when appropriate)		
DTaP, hepatitis B, and inactivated poliovirus vaccine	DTaP-HepB-IPV	Pediarix
DTaP, inactivated poliovirus, and <i>Haemophilus influenzae</i> type b vaccine	DTaP-IPV/Hib	Pentacel
DTaP and inactivated poliovirus vaccine	DTaP-IPV	Kinrix Quadracel
DTaP, inactivated poliovirus, <i>Haemophilus influenzae</i> type b, and hepatitis B vaccine	DTaP-IPV-Hib-HepB	Vaxelis
Measles, mumps, rubella, and varicella vaccine	MMRV	ProQuad

Department of Health Overview

▶ New Mexico has good vaccine coverage rates for children

▶ Kindergarten

Coverage per Vaccine Kindergarten (n=20180)					
K DTP/DTaP (n=19078)	K Polio (n=19145)	K MMR (n=19125)	K Hepb (n=19434)	K Varicella (19010)	K HepA (n=19157)
94.53%	94.87%	94.77%	96.30%	94.20%	94.93%
n=Number of Students					

▶ 7th Grade

Coverage Percentage per Vaccine (n=22831)						
DTP/DTaP/Td (n= 22217)	Tdap (n=21418)	Polio (n= 22305)	MMR (n=22369)	HepB (n=22355)	Varicella (n=22275)	MCV4 (n=21293)
97.31	93.81	97.70	97.98	97.92	97.56	93.26
n=Number of Students						

Department of Health Overview

- ▶ New Mexico recently had a measles outbreak from February 2025-September 2025
 - ▶ With good vaccine coverage of Measles, Mumps, Rubella (MMR)
 - ▶ Children were protected in daycare and schools
 - ▶ Community in New Mexico is protected in the state but also on any travel as outbreaks are occurring in several states and countries.
 - ▶ As of March 26, 2026, 1,575 confirmed* measles cases were reported in the United States in 2026
 - ▶ For the full year of 2025, a total of 2,285 confirmed* measles cases were reported in the United States
 - ▶ New Mexico provided MMR vaccine access to prevent the spread of measles keeping the count of cases to 100. The VPA funds assisted with the outbreak response to protect children.

Department of Health Overview

- ▶ The NMDOH ensures that there is constant availability of vaccine supply to distribute to vaccines for children's providers all year
- ▶ As Vaccine Purchase Act payments are received quarterly, the NMDOH purchases a bulk order of vaccine to sustain provider order demands for
 - ▶ Well-child appointments
 - ▶ Mobile Vaccine Clinics in the community (providing access to underserved and rural areas needing access to provider)
 - ▶ Got Shots clinics that assists parents/families with vaccine access for back-to-school registration
 - ▶ Walk in assistance at Public Health Offices

Department of Health Overview

- ▶ As a health insurer and group health plan payer, the funding under the Vaccine Purchase Act contributes to the health and well being of children in the state of New Mexico
 - ▶ Children are protected in daycare and school
 - ▶ Immunizations are a safe, effective way to protect children from disease, including some cancers, as well as hospitalization, disability, and death
 - ▶ Vaccine access is available statewide
 - ▶ As a health network, making a difference protecting the community together

Department of Health Overview

- ▶ Link to NMDOH and more
 - ▶ NM School Vaccine Coverage Dashboard <https://www.nmhealth.org/about/phd/idb/imp/sreq/>
 - ▶ NM Measles Vaccine Dashboard <https://www.nmhealth.org/about/erd/ideb/mog/>
 - ▶ Kindergarten Coverage US [Vaccination Coverage and Exemptions among Kindergartners | SchoolVaxView | CDC](#)
 - ▶ Vaccine Schedule [AAP-Immunization-Schedule.pdf](#)

OSI Overview

- ▶ The OSI enforces New Mexico law on insurance matters, including consumer protections, review of insurance forms and rates for accuracy and fairness, and helps New Mexicans address insurance concerns.
- ▶ We oversee and regulate most kinds of insurance in New Mexico, and we license the individuals and agencies that sell insurance in the state.

<https://www.osi.state.nm.us/en/>

OSI VPA Overview

- ▶ Role in VPA:
 - ▶ Enforces reporting requirements for health insurers and group health plans
 - ▶ Collects and monitors annual covered lives submissions
 - ▶ Issues notices, tracks compliance, and applies penalties when necessary
 - ▶ Maintains oversight of insurer obligations under the VPA

What is the Vaccine Purchasing Act (VPA)

- ▶ Enacted in New Mexico on March 20, 2015 (*NMSA 1978, § 24-5A-1 et seq.*)
- ▶ Established a state vaccine purchasing fund
- ▶ Administered by the New Mexico Department of Health
- ▶ Insurer compliance is regulated by the Office of Superintendent of Insurance

The objective of the Vaccine Purchasing Act is to establish a standardized system to implement and enforce statewide vaccine purchasing, reporting, and funding to ensure consistent access to childhood vaccines in New Mexico.

Why the VPA Matters


- ▶ **Equity and Accessibility:** Ensures all children, insured or not, can receive recommended vaccines.
- ▶ **Provider Simplicity:** Creates a seamless vaccine procurement system for medical providers.
- ▶ **Funding Mechanism:** Insurers reimburse the state, supporting purchase, storage, and distribution of vaccines.

Key Components of VPA


- ▶ **Scope:** Applies to all health insurers and group plans covering New Mexico residents (regardless of the location of the policy)
- ▶ **Compliance:** non-compliance incurs penalties and reporting to regulatory authorities
- ▶ **Reporting Period:** begins May 1, 2026, at 8:00 am MT and ends July 1, 2026, at 11:59 pm MT.
 - ▶ Report the number of insured children who were under the age of 19 on the last calendar day of the previous year
 - ▶ The deadline to request changes to the information reported is the same as the reporting deadline (July 1, 2026)

Reporting Requirements For Covered Entities

- ▶ Under the VPA Act Covered Entities are required to submit a report even if the total number of lives is zero (0).
 - ▶ **Reporting Organization** is the organization or company (Covered Entity) responsible for submitting the annual life counts to the VPA program. This organization may be the Covered Entity or a contracted Third-Party Administrator (TPA) authorized to report on behalf of the Covered Entity.
 - ▶ **Client Organization** is an organization determined to be the Covered Entity and required to report under the VPA. The Client may delegate this submission responsibility to a TPA, which is authorized to submit reports on the Client's behalf.



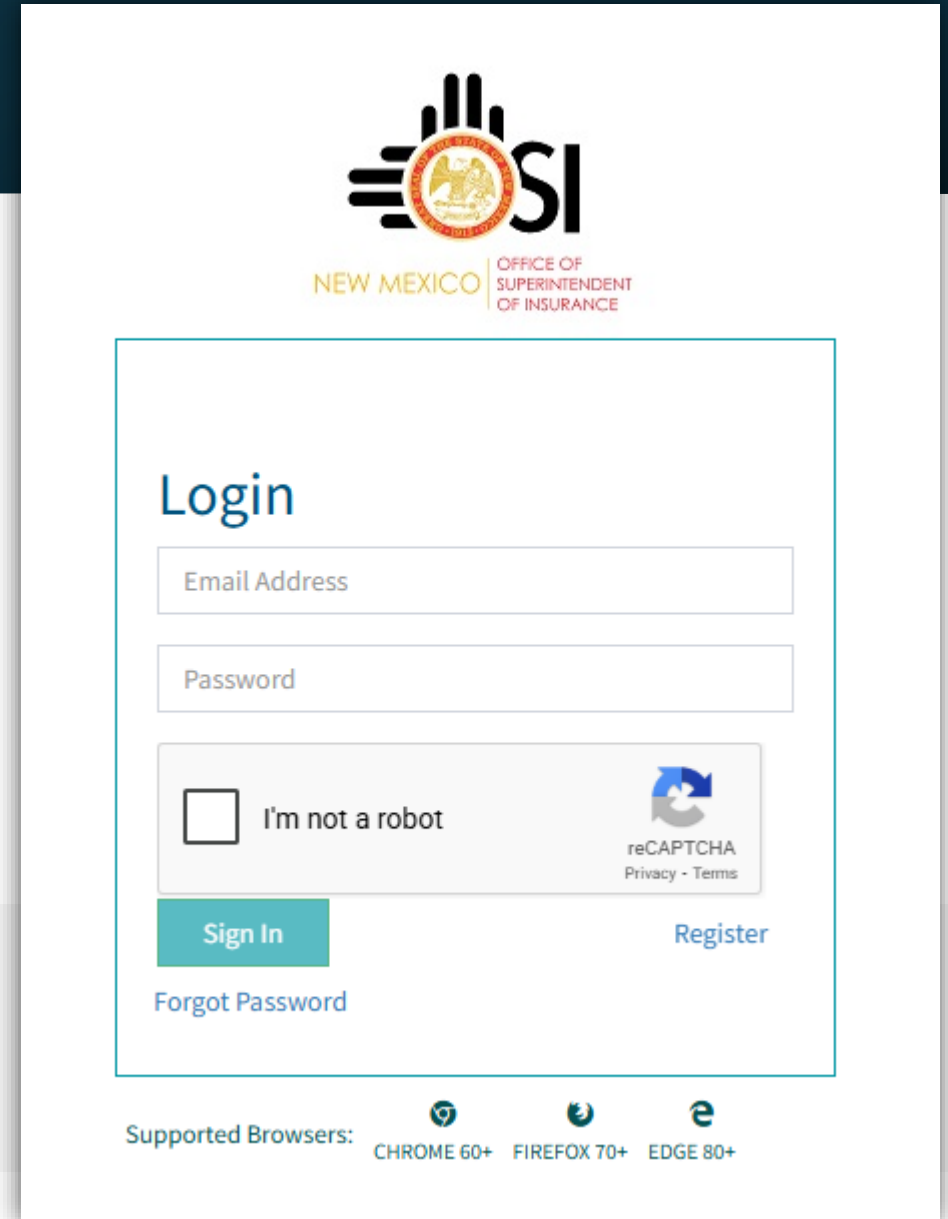
To prevent duplicate submissions, employer group health plans and their third-party administrators (TPA) must coordinate to identify which entity will submit the VPA report.



VPA Reporting System

- ▶ The OSI VPA Application may be accessed from the OSI VPA Website.
 - ▶ All reporters must create a user account.
 - ▶ As a registered user you are acting as the reporting organization's agent for a 'Covered Entity.'
 - ▶ Select the Register link below the reCAPTCHA to open the New User Registration screen.

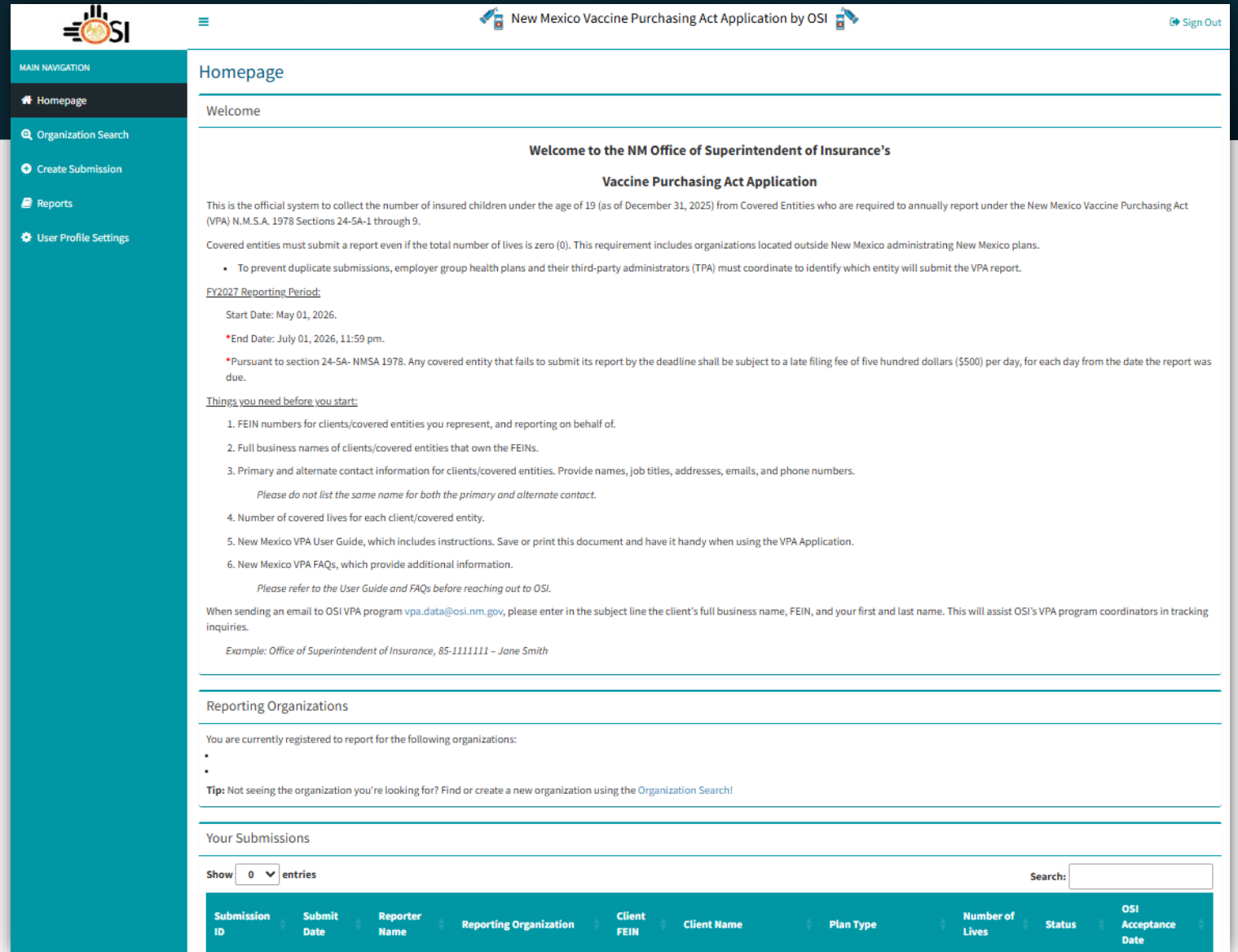
Remember to save your login credentials and password. You will need these to log into the system each time you access it.



VPA Reporting System

▶ Application Homepage

- ▶ The homepage is a dashboard that is unique to each registered user.
- ▶ It can only be viewed by the person logging in to the application.
- ▶ The Homepage includes three sections:
 - ▶ Welcome message.
 - ▶ List of the reporting organizations you have registered for as the reporter.
 - ▶ List of all your VPA submissions.



The screenshot shows the user interface of the VPA Reporting System. At the top, there is a navigation bar with the OSI logo, a hamburger menu, the title "New Mexico Vaccine Purchasing Act Application by OSI", and a "Sign Out" link. A teal sidebar on the left contains "MAIN NAVIGATION" with links for "Homepage", "Organization Search", "Create Submission", "Reports", and "User Profile Settings". The main content area is titled "Homepage" and includes a "Welcome" message. The central section is titled "Welcome to the NM Office of Superintendent of Insurance's Vaccine Purchasing Act Application". It contains a detailed welcome message, reporting instructions, and a list of "Things you need before you start" with six numbered items. Below this is a "Reporting Organizations" section with a list of registered organizations (currently empty) and a tip. The bottom section is "Your Submissions", featuring a "Show 0 entries" dropdown and a search box. At the very bottom, a teal table header lists columns: "Submission ID", "Submit Date", "Reporter Name", "Reporting Organization", "Client FEIN", "Client Name", "Plan Type", "Number of Lives", "Status", and "OSI Acceptance Date".

VPA Application System

Demo

VPA Application Submission – Before You Start

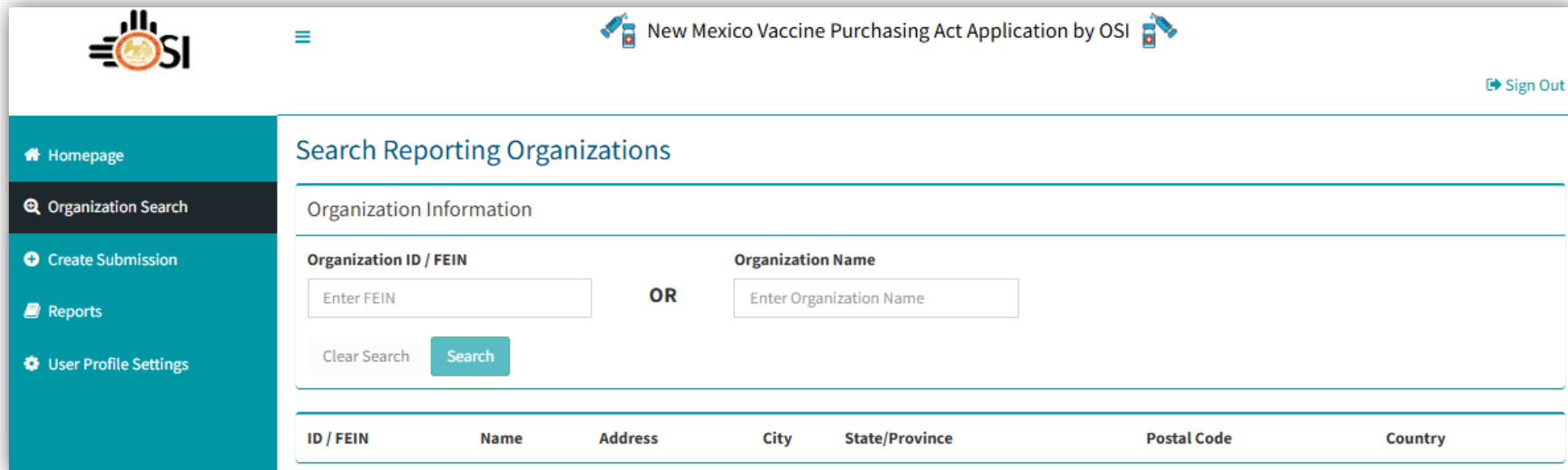
▶ Things you need before you start:

- ▶ FEIN numbers for clients/covered entities you represent and report on behalf of.
- ▶ Full business names of clients/covered entities that own the FEINs.
- ▶ Primary and alternate contact information for clients/covered entities. Provide names, job titles, addresses, emails, and phone numbers.
 - *Please do not list the same name for both the primary and alternate contact.*
- ▶ Number of covered lives for each client/covered entity.
- ▶ New Mexico VPA User Guide, which includes instructions. Save or print this document and have it handy when using the VPA Application.
- ▶ New Mexico VPA FAQs, which provide additional information.
 - *Please refer to the User Guide and FAQs before reaching out to OSI.*

- ▶ When sending an email to OSI VPA program vpa.data@osi.nm.gov, please enter in the subject line the client's full business name, FEIN, and your first and last name. This will assist OSI's VPA program coordinators in tracking inquiries.
 - ▶ *Example: Office of Superintendent of Insurance, 85-1111111 – Jane Smith*

VPA Application Submission – Organization Search

- ▶ Before you can submit a report, you must link yourself to every Reporting Organization you are authorized to represent, including your own organization.
- ▶ To do this, complete an “Organization Search,” identify each organization you represent, and select “Link Organization.”



The screenshot displays the 'New Mexico Vaccine Purchasing Act Application by OSI' interface. The top navigation bar includes the OSI logo, a hamburger menu, the application title, and a 'Sign Out' link. A teal sidebar on the left contains navigation options: 'Homepage', 'Organization Search' (highlighted), 'Create Submission', 'Reports', and 'User Profile Settings'. The main content area is titled 'Search Reporting Organizations' and features a search form. The form is divided into two sections: 'Organization Information' and a search input area. The search input area has two fields: 'Organization ID / FEIN' with a placeholder 'Enter FEIN' and 'Organization Name' with a placeholder 'Enter Organization Name', separated by 'OR'. Below the fields are 'Clear Search' and 'Search' buttons. At the bottom, a table header is visible with columns: ID / FEIN, Name, Address, City, State/Province, Postal Code, and Country.

VPA Application Submission – Create Submission

- ▶ **Creating a Submission is a seven (7) step process**
 - ▶ Step One (1) “Reporter Information” – Select the Reporting Organization

The screenshot displays the 'New Mexico Vaccine Purchasing Act Application by OSI' interface. The top navigation bar includes the OSI logo, a menu icon, the application title, and a 'Sign Out' link. A left sidebar contains navigation options: 'Homepage', 'Organization Search', 'Create Submission' (highlighted), 'Reports', and 'User Profile Settings'. The main content area features a seven-step progress bar at the top, with '1 Reporter Information' selected. Below the progress bar, the form fields are as follows:

Date	Mar 18, 2026
Reporter	Peter Storm
Reporter Email	StormTest01@test.com
Reporter Phone	(111) 111-1111
Reporting Organization	Select Reporting Organization

A 'Next' button is located at the bottom right of the form area.

VPA Application Submission – Create Submission

▶ Step Two (2) “Reporting Organization”

- ▶ Verify information is current and update it if needed

The screenshot displays the 'New Mexico Vaccine Purchasing Act Application by OSI' interface. A progress bar at the top indicates seven steps: 1. Reporter Information, 2. Reporting Organization (current step), 3. Client Organization FEIN, 4. Client Organization Information, 5. Invoice Information, 6. Submission Details, and 7. Review. The 'Reporting Organization' section includes the following information:

FEIN	11-9999999
Organization Name	OSI Example
Doing Business As	OSI VPA Application Example

Reporting Organization Contact Info

Primary Contact	
Name	Peter Pan
Job Title	Admin
Phone Number	(505) 111-1111
Email	Peter.Pan@OSI.gov
Alternate Contact	

VPA Application Submission – Create Submission

▶ Step Three (3) “Client Organization FEIN”

- ▶ Indicate a self-reporting submission or enter the FEIN for a Client Organization submission

The screenshot displays the 'New Mexico Vaccine Purchasing Act Application by OSI' interface. A progress bar at the top indicates seven steps: 1. Reporter Information, 2. Reporting Organization, 3. Client Organization FEIN (current step), 4. Client Organization Information, 5. Invoice Information, 6. Submission Details, and 7. Review. The left sidebar contains navigation options: Homepage, Organization Search, Create Submission (highlighted), Reports, and User Profile Settings. The main content area is titled 'Client Organization FEIN' and contains the following text and form elements:

Are you self-reporting or reporting for a fully-insured individual commercial health plan?

Yes

No

FEIN*

Note: By not entering the Client's legal FEIN, the submission may be subject to penalty.

VPA Application Submission – Create Submission

▶ Step Four (4) “Client Organization Information”

- ▶ Enter the Client Organization’s contact information (include both a primary and a secondary)

The screenshot displays the 'New Mexico Vaccine Purchasing Act Application by OSI' interface. A progress bar at the top indicates seven steps: 1. Reporter Information, 2. Reporting Organization, 3. Client Organization FEIN, 4. Client Organization Information (highlighted), 5. Invoice Information, 6. Submission Details, and 7. Review. The left sidebar contains navigation options: Homepage, Organization Search, Create Submission (selected), Reports, and User Profile Settings. The main content area is titled 'Client Organization' and includes the following fields:

- FEIN:** 11-9999999
- Organization Full Legal Name:** OSI Example
- Doing Business As:** OSI VPA Application Example

Client Contacts

Primary Contact

- Name*:**
- Job Title*:**
- Phone Number*:**
- Email Address*:**

Alternate Contact

Note: This must not be the same as the primary contact!

VPA Application Submission – Create Submission

▶ Step Five (5) “Invoice Information”

- ▶ Indicate who receives the quarterly invoice from the Department of Health (DOH)

The screenshot displays the 'New Mexico Vaccine Purchasing Act Application by OSI' interface. The top navigation bar includes the OSI logo, a menu icon, the application title, and a 'Sign Out' link. A left sidebar contains navigation options: 'Homepage', 'Organization Search', 'Create Submission' (highlighted), 'Reports', and 'User Profile Settings'. The main content area features a progress bar with seven steps: 1. Reporter Information, 2. Reporting Organization, 3. Client Organization FEIN, 4. Client Organization Information, 5. Invoice Information (active), 6. Submission Details, and 7. Review. Below the progress bar, the 'Invoice Information' section is titled with an information icon. It includes a 'Send Invoice to' label and a dropdown menu with the placeholder text 'Choose organization'. The dropdown menu is open, showing two options: 'Reporting Organization' and 'Client Organization'. A 'Back' button is located on the left, and a 'Next' button is on the right.

VPA Application Submission – Create Submission

- ▶ **Step Six (6) “Submission Details”**
 - ▶ Enter the required data for the submission

The screenshot displays the 'New Mexico Vaccine Purchasing Act Application by OSI' interface. A progress bar at the top shows seven steps: 1. Reporter Information, 2. Reporting Organization, 3. Client Organization FEIN, 4. Client Organization Information, 5. Invoice Information, 6. Submission Details (highlighted), and 7. Review. The left sidebar contains navigation options: Homepage, Organization Search, Create Submission (selected), Reports, and User Profile Settings. The main content area is titled 'Submission Details' and includes the following fields:

- Group Number***: Text input field.
- Network Type**: Dropdown menu with 'Select Network Type'.
- Plan Type**: Dropdown menu with 'Select Plan Type'.
- Insured Lives***: Text input field.

Note: Insured lives mean any children that were covered with health insurance plan anytime during the prior plan year, the covered entity must report the child/children under the age of 19.
Pursuant to NMAC 13.10.40.8 Reporting Required: As directed in these rules, every health insurer and group health plan shall annually report to the office of superintendent the number of insured children who are residents of New Mexico under each policy and plan, who were under the age of 19 as of the previous December 31 even if that number is zero. **DO NOT REPORT EMPLOYEES 19 YEARS OR OLDER.**

At the bottom, there is a checkbox labeled 'I understand' with an information icon, and 'Back' and 'Next' buttons.

VPA Application Submission – Create Submission

▶ Step Seven (7) “Review”

- ▶ Verify the summary of the submission details and submit the report when complete

The screenshot displays the user interface for the New Mexico Vaccine Purchasing Act Application by OSI. The top navigation bar includes the OSI logo, a hamburger menu, the application title, and a 'Sign Out' link. A left sidebar contains navigation options: 'Homepage', 'Organization Search', 'Create Submission' (highlighted), 'Reports', and 'User Profile Settings'. The main content area features a progress bar with seven steps: 1. Reporter Information, 2. Reporting Organization, 3. Client Organization FEIN, 4. Client Organization Information, 5. Invoice Information, 6. Submission Details, and 7. Review (the current step). Below the progress bar, the 'Reporting Organization' details are shown: FEIN (11-9999999), Organization Name (OSI Example), and Doing Business As (OSI VPA Application Example). The 'Client Organization' details are also shown: FEIN (119999999), Organization Name (OSI Example), and Primary Contact.